

User's Guide



Model Shown : 83



Laboratory Chairs

73 / 76

83 / 86

Legal Notice

PROMOTAL

22, rue de Saint-Denis de Gastines
B.P. 26 - 53500 ERNÉE Cedex

FRANCE

Tél. : +33 (0)2 43 05 12 70

Fax : +33 (0)2 43 05 68 99

internet : www.promotal.com

The descriptions and specifications contained in this Operating Manual are deemed correct at the time of printing.

Promotal, however, reserves the right to modify its models and its procedures or render them obsolete without notice.

Before any order, we recommend that our customers consult a local sales manager.



Important Information	5
<i>Safety symbols</i>	5
Precautions when unpacking	6
<i>Dismounted material</i>	6
<i>Storage condition</i>	6
<i>Conditions of use</i>	6
Cleaning protocol	7
<i>Warning</i>	7
<i>Cleaning/Disinfecting</i>	7
User's Guide – Laborator Chairs	8
<i>Intended use</i>	8
<i>Features</i>	8
<i>Dimensions</i>	8
Assembling instruction	10
<i>Installing the base with castors or the base with levellers</i>	11
Using the Stool	12
<i>Adjusting the height</i>	12
<i>Adjusting with hand controle</i>	12
<i>Adjusting the backrest tilt</i>	12
<i>Adjusting the depth of the backrest</i>	13
<i>Adjusting the height of the backrest</i>	13

Summary

Accessories	14
The footrest	14
<i>Installing the footrest</i>	<i>14</i>
Service life of the chair	15
<i>Obligatory/specific maintenance</i>	<i>15</i>
<i>End of the furniture's useful life</i>	<i>15</i>
Note	16
Maintenance notebook	18
Warranty Information	19
Warranty	19
<i>Obligations</i>	<i>19</i>
<i>Exclusions</i>	<i>19</i>
<i>Exclusive Remedy</i>	<i>19</i>
<i>No Authorization</i>	<i>19</i>

Safety symbols



Warning sign

The information marked with this symbol must be read and strictly followed !

Note

Procedure, practice, or condition.



Humidity limitation



Maximum number of stacked pallets



Correct orientation for transportation



Atmospheric pressure limitation



Temperature limitation



Fragile



Keep in a dry place



Not to use sharp objects



Manufacturer



General safety sign



Refer to the instruction manual / brochure



Warning

The warning pictograms and signs installed by the manufacturer must not be removed ! The manufacturer's responsibility is cancelled if these signals are removed.

Precautions when unpacking

Dismounted material

These products are delivered unassembled.

The various elements are protected by the following types of packaging :

- plastic (vinyl) packaging
- bubble film packaging / foam or polystyrene
- cardboard packaging.

Storage condition

The following conditions must be observed when storing any material :

- The area must be clean, well ventilated and be of a normal temperature.
- Store products away from the elements, and away from direct sunlight.
- The area must not be damp.
- The products must not be subject to bumps or jolts.
- Do not store in an area where people are likely to pass.
- Articles must not be stacked on top of each other.
- Articles must remain in their original packaging until final delivery.

Conditions of use

- Dry and temperate area.

Note :

Within the European Union, all problems, complaints or questions should be addressed to:

Promotal
22, rue de Saint-Denis de Gastines
53500 Ernée,
FRANCE
Téléphone : + 33 (0)2 430 517 76
Fax : + 33 (0)2 430 572 00

Warning

Any manipulation must only be carried out after reading the instructions manual in full. The equipment should only be used for its intended purpose as described in our documentation. Assembly must only be carried out by qualified personnel.

PROMOTAL shall not be held liable for any damage resulting from non-compliance with these instructions.



Only the use of accessories planned and provided for this chair by Promotal is allowed.



**Caution
Only the use of accessories planned and provided for this chair by Promotal is allowed.**



**Caution
This chair is not intended to be cleaned in a washing tunnel.**

Cleaning/Disinfecting

This chair must be regularly cleaned using the appropriate detergent products and disinfected using bactericidal, virucidal and fungicidal disinfectants.

A mild detergent such as soapy water can be used for routine cleaning of upholstery, stainless steel, aluminium or painted surfaces, plastic parts and control components, followed by effective rinsing and thorough drying. Detergents and disinfectants designed for use with medical appliances, such as those containing quaternary ammonium compounds, hydrogen peroxide, ethanol, chlorine compounds, etc. can be used on our medical devices provided that:

- The concentration prescribed by the suppliers of such products are complied with;
- The application conditions (contact time, quantity used, temperature, rinsing, etc.) are complied with;
- The supplier's instructions state that the detergent-disinfectant used is suitable for use with:
 - PVC, ABS, Polyamide, Polyurethane, Polypropylene
 - Epoxy-coated metal surfaces
 - Stainless steel or aluminium metallic surfaces.

Warning :

- Solvents are strictly prohibited.
- The use of abrasive powders or any other abrasive product should be avoided.
- High-pressure cleaning is forbidden.



Under no circumstances shall Promotal be held liable under warranty for any damage caused by non-compliance with the use instructions for a detergent/disinfectant.

User's Guide – Laborator Chairs



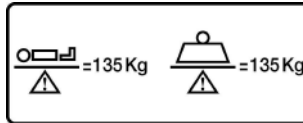
Intended use

This appliance is designed for use in professional premises only :

- Medical practices
- Laborator
- Care establishments

This appliance must not be installed in domestic premises.

Patient weight capacity



Features

- Shaped seat in high density foam.
- Adjustable articulated backrest in height and depth.
- Base Ø 60 cm.



Dimensions

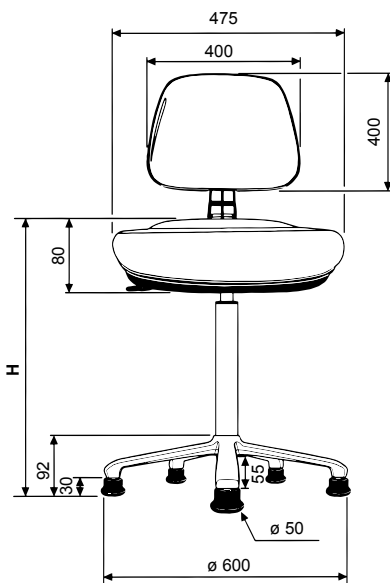
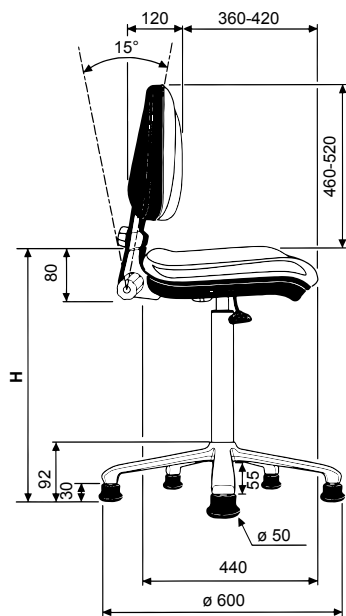
Laboratory chairs

Stools on base		73	76
<i>H</i>	<i>mini</i>	47 cm	57 cm
	<i>maxi</i>	66 cm	82 cm

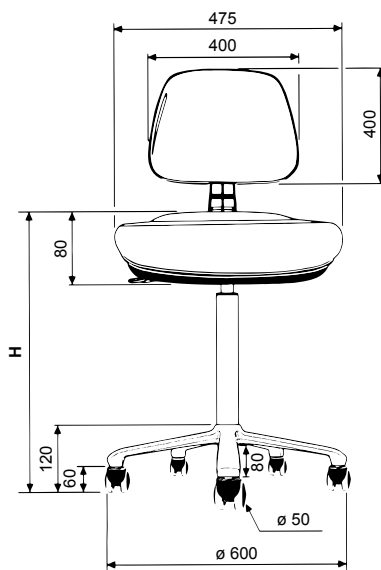
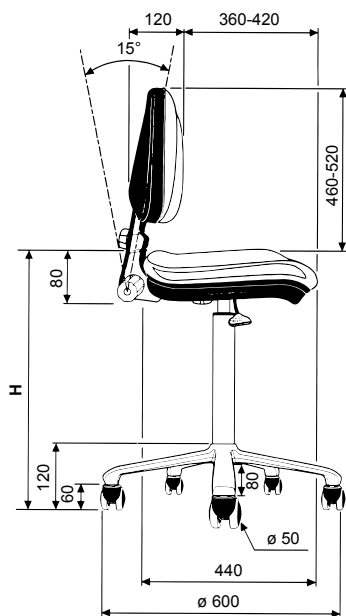
Laboratory chairs

Stools on castors		83	86
<i>H</i>	<i>mini</i>	59 cm	60 cm
	<i>maxi</i>	69 cm	85 cm

Model on base



Model on castors



Assembling instruction

The chairs are supplied dismantled.

The unit contains :

- A seat
- A gaz column
- A backrest
- A 5 branch base, with castors
- Or a 5 branch base, with levellers



Caution

These chairs are not designed for use in an operating theatre.

Installing the base with castors or the base with levellers

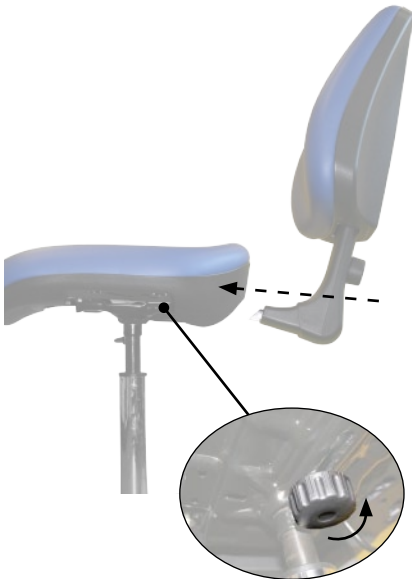
1 Insert the column in the base.



2 Place the seat on the column.



3 Insert the backrest in the seat and tighten the screw.



4 Overall view



Using the Stool

Adjusting the height

Adjusting with hand controle

To raise :

Activate the handle (L) upwards until the desired position is reached.




To lower :

Sit on the seat and activate the handle (L) downwards until the desired position is reached.



Adjusting the backrest tilt

Using the screw (VS1) adjust to the desired position.



Adjusting the depth of the backrest

Using the screw (VS2) adjust to the desired position.



Adjusting the height of the backrest

Using the screw (VS3) adjust to the desired position.



The footrest

(reference 927)

(Incompatible with the models 922-22, 923-22 and 926-22)

Installing the footrest



Service life of the chair

This medical furniture was designed for a service life of 10 years, excluding wear parts in normal working conditions. This duration may change depending on the frequency of use.

CHECK AT LEAST ONCE A YEAR THE GENERAL CONDITION OF THE FURNITURE.

The wear parts are :

- The upholstery
- Casters

Promotal recommends replacing the wear parts after a maximum of 5 years of use.

Promotal advocates a monitoring of products and to proceed with the replacement of worn parts.

For any intervention, please contact your local authorized dealer, indicating the serial number of the furniture.

Obligatory/specific maintenance

Once per year :

- Check the tightness of the bolts.
- Check that the gas column is functioning properly.
- Check the condition of the casters.
- Note this information and the date in the maintenance notebook.

End of the furniture's useful life

Your dealer is responsible for reclaiming and processing this furniture at the end of its service life.

Do not hesitate to contact Promotal, if necessary. We will suggest to you a solution to process this equipment in the best conditions.



Equipment warning

All mattresses with torn covers must be promptly replaced in order to guarantee optimum functionality of this MF.



Material warning Do not dismantle the equipment

If a defect is detected, immediately contact your retailer or the after-sales department of your retailer (cf Warranty Information) for a complete diagnosis. If a doubt remains, do not use the equipment.



MAINTENANCE NOTEBOOK

Product Reference :

Serial number (cf. label) :

Manufacturing date (start date of warranty) :

.....

.../.../...

Date	Name of technician	Type of intervention - corrective action

If the product is returned to the retailer or manufacturer, please clean and disinfect the material.

Warranty

Promotal warrants, to the original purchaser, products manufactured by Promotal and components to be free from defects in materials and workmanship for a period of two (2) years* from the date of purchase.

Obligations

Promotal will, at its discretion and expense, replace defective parts reported to Promotal within the applicable warranty period, and which, upon examination by Promotal, prove to be defective.

In accordance with CE regulation, Promotal's distributor is responsible for after sales service during and after the warranty period.

Exclusions

- This warranty does not extend to :

- (1) Spare parts and consumables.
- (2) Travel and labour expenses.
- (3) Breakdowns due to improper use, manifest neglect, or to moving the device.
- (4) Equipment whose original characteristics have been changed by the user.
- (5) Control units, hydraulic and electric jacks if opened by the user (seals broken).
- (6) Damage, breakdowns, failures, or defects attributable to outside causes (lightning, electric surges, floods, natural catastrophes, impacts, etc.) or to the presence of foreign objects.
- (7) Damage caused by improper hook-up or by the power supply, damage caused by corrosion or by gradual deterioration of the product.
- (8) Indirect damage related to loss of use and penalties generated by poor performance.
- (9) Aesthetic damage incurred by the outside parts of the equipment, which does not hinder proper operation, such as scratches, chips, and scrapes.
- (10) Devices whose serial number has been rendered illegible or has been changed or removed

Exclusive Remedy

Promotal's only obligation under this warranty is the replacement of defective parts. Promotal shall not be liable for any direct, indirect, special, incidental, exemplary, or consequential damages or delay, including, but not limited to, damages for loss of profits or loss of use.

No Authorization

No person or firm is authorized to create for Promotal any other obligation or liability in connection with the products.

THIS WARRANTY IS PROMOTAL'S ONLY WARRANTY AND IS IN LIEU OF ALL OTHER WARRANTIES, EXPRESS OR IMPLIED.

* Upholstery sets are warranted 1 year from manufacturing defaults.

